

Coronavirus (COVID-19) Situation Report for the Health and Wellbeing Board

14th June 2022

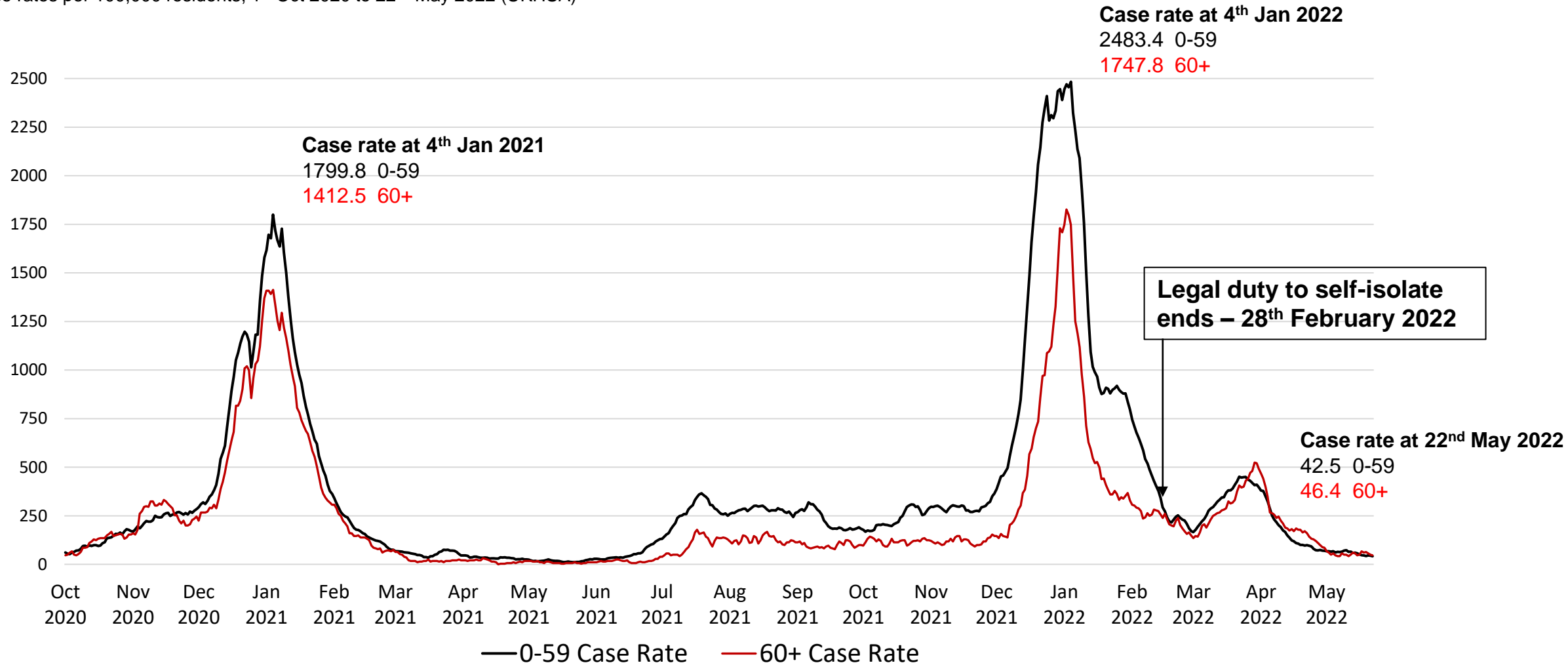
**Barking &
Dagenham**

one borough; one community; no one left behind

Covid-19 Cases in Barking and Dagenham

Positive cases

Weekly case rates per 100,000 residents, 1st Oct 2020 to 22nd May 2022 (UKHSA)



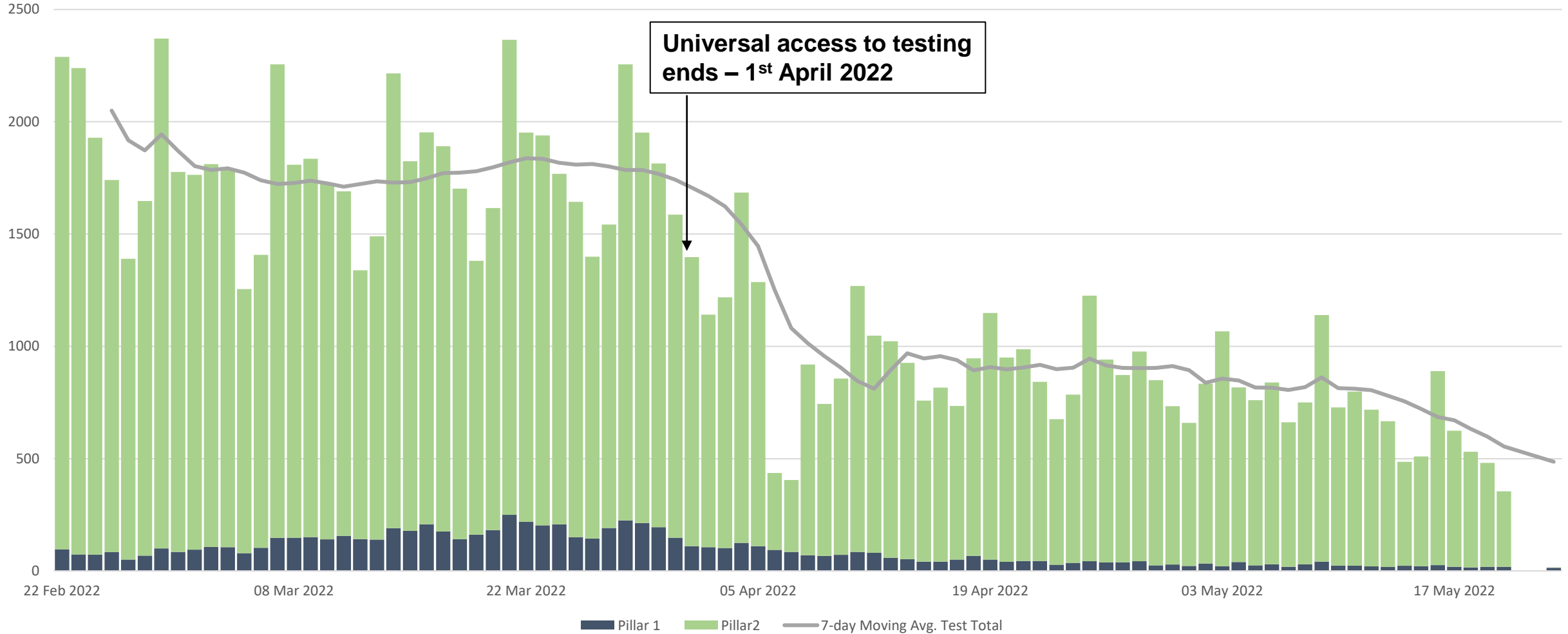
one borough; one community; no one left behind

**Barking &
Dagenham**

Covid-19 Testing in Barking and Dagenham

Residents tested for COVID-19

To 22nd May 2022 (UKHSA), 4 most recent days are provisional



one borough; one community; no one left behind

**Barking &
Dagenham**

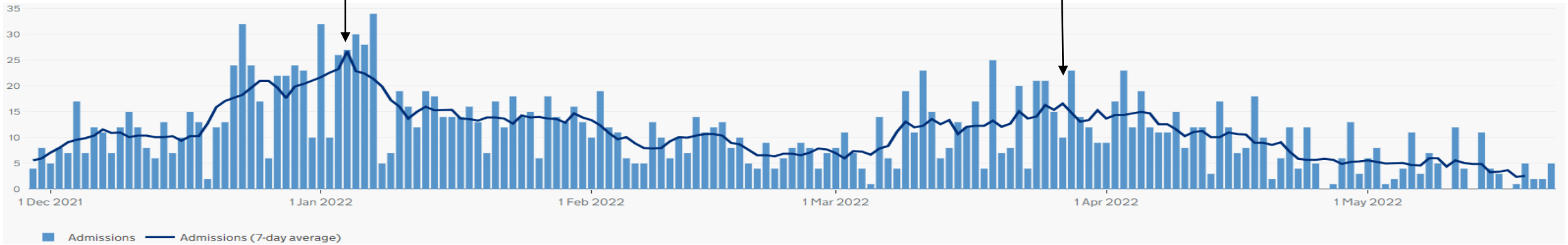
Covid-19 Hospitalisations in Barking and Dagenham

Hospital admissions testing positive for COVID-19

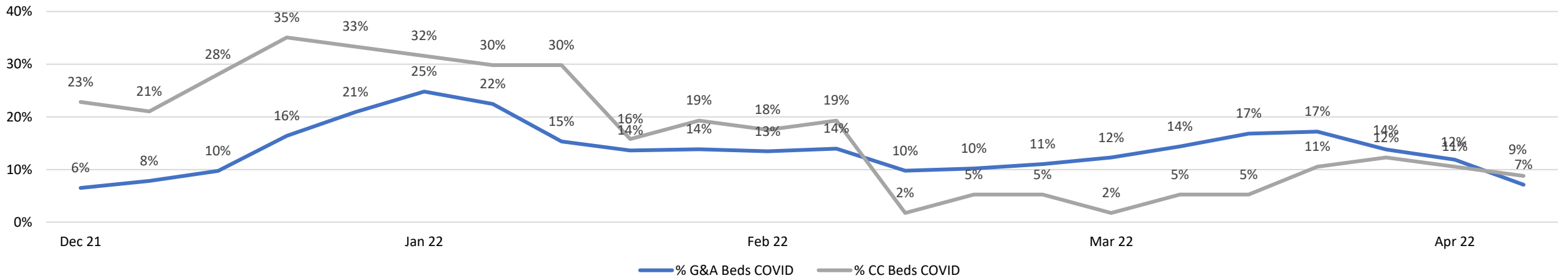
To w/e 19th May 2022 (NHS), 4 most recent days are provisional

**4th January 2022 – 7 Day
Average Daily Admissions: 26.7**

**27th March 2022 – 7 Day
Average Daily Admission: 16.6**



% BHRUT Hospital Bed Occupancy testing positive for COVID-19

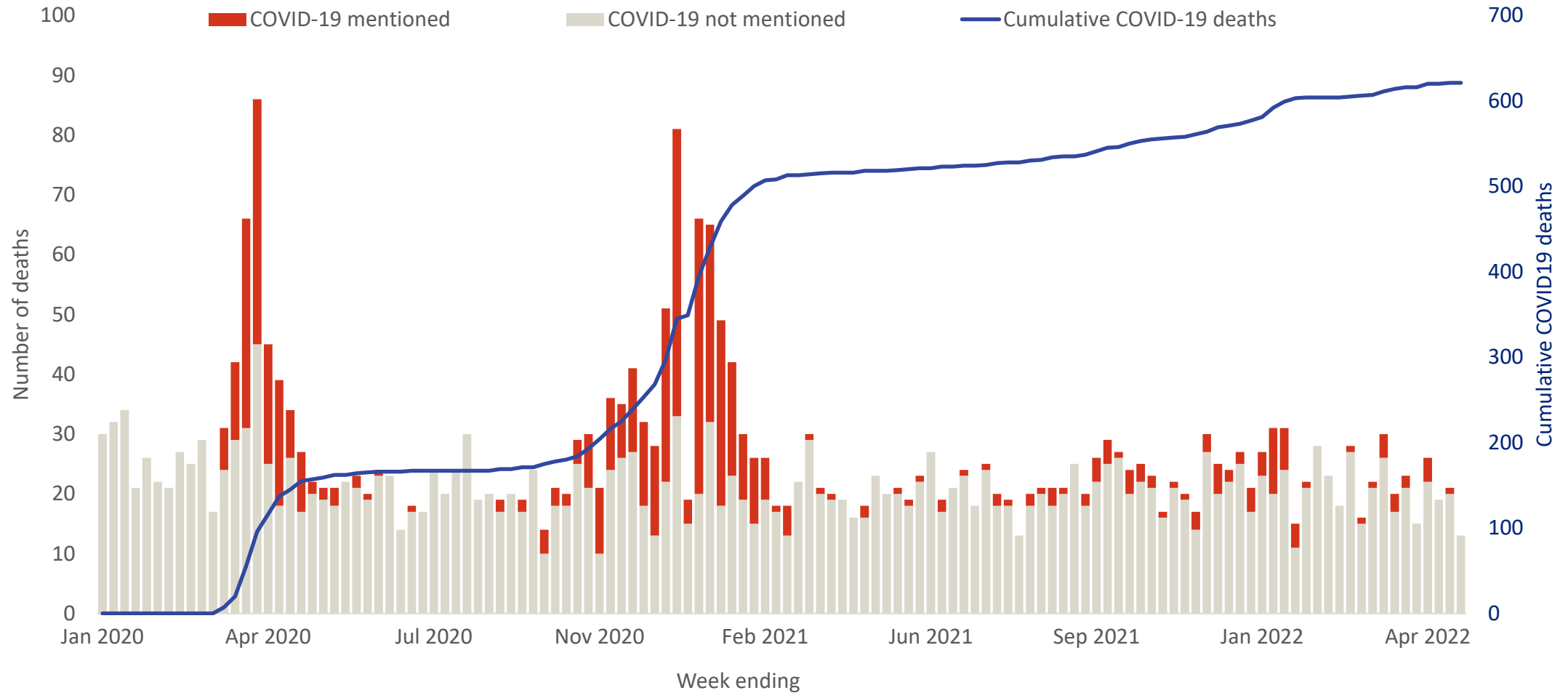


one borough; one community; no one left behind

**Barking &
Dagenham**

Covid-19 Mortality in Barking and Dagenham

Trend in deaths that occurred from w/e 6th March 2022 to w/e 13th May 2022



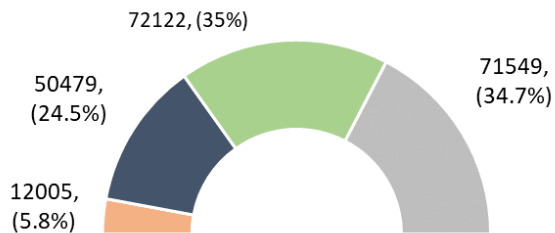
one borough; one community; no one left behind

**Barking &
Dagenham**

Vaccination

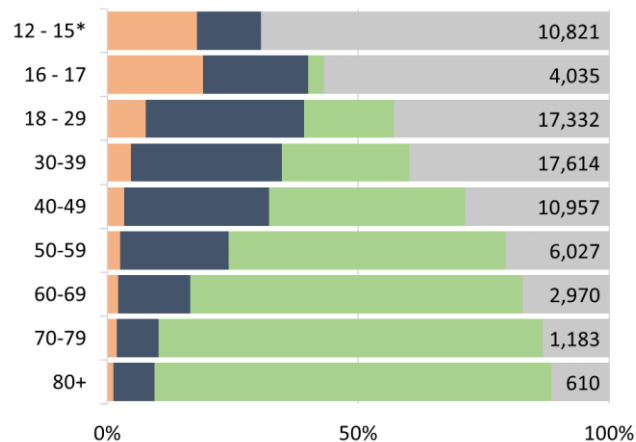
- The pace of vaccination delivery in the borough has slowed since our last meeting and is, for certain doses, slower than the rate of increase in the borough's NHS registered population.
- First dose vaccine coverage has increased marginally, but the percentage of borough residents aged 16 and above that have received a second or third dose has decreased slightly.
- Since the previous Health and Wellbeing board, the number of NHS registered residents aged 16 or above rose by 3,298, of which 1,469 have received at least 1 dose of the vaccine. This means the number of unvaccinated residents has risen from 59,022 to 60,581, of which, 10,790 are aged 50 or above.
- Dose 1 vaccination coverage has risen in residents aged 5-11 and 12-15 since our last meeting. As of 16th May, these groups are now 30.4% and 3.3% vaccinated respectively.
- Abbey ward still has the highest number and percentage of unvaccinated residents, followed by Gascoigne. The gap between the vaccination rates in these wards and the borough's most vaccinated ward has narrowed slightly since the previous board meeting.
- The proportion of unvaccinated pregnant women in the borough is unchanged from our last meeting at 42%, this remains the highest proportion in North East London.

Latest vaccination uptake, people aged 12+ (16/05/2022)



Data source: UKHSA

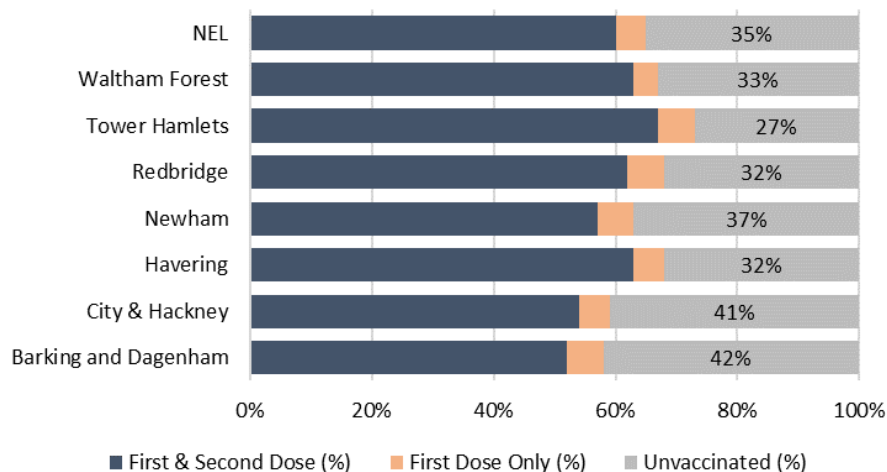
Vaccination uptake by age group (16/05/2022)



*Includes a small number of residents who have had more than one dose. The large majority of this age group are currently only expected to have one dose.

Data source: UKHSA

Vaccination uptake in pregnant women, NEL (12/05/2022)

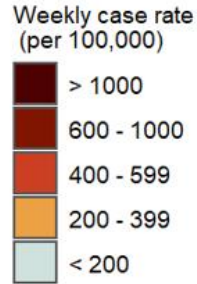


Data source: North East London Clinical Commissioning Group

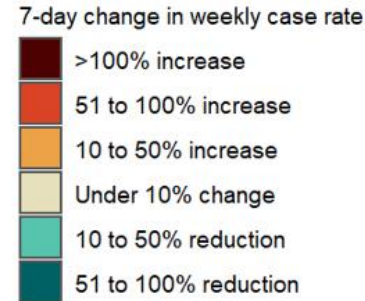
■ Dose 1
 ■ Dose 2
 ■ Dose 3
 ■ Unvaccinated

Covid-19 in London, 7 days to 19th May and hospitalisations as at 15th May 2022

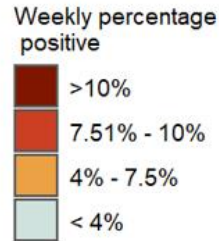
Case rate




Case rate change



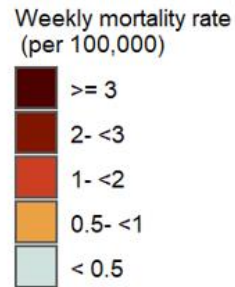
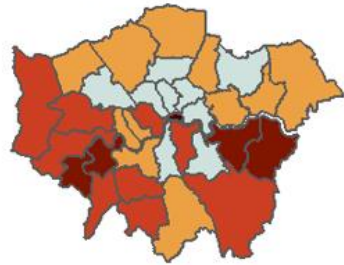
Positivity



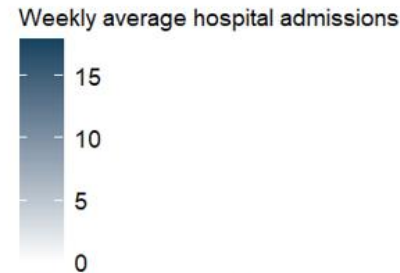
Tests



Weekly mortality



Hospitalisations*



Produced by Outbreak Surveillance Team, UKHSA
 Contains National Statistics data © Crown copyright and database right 2021
 *Hospitalisation data shown for different time period, see figure heading
 Use caution interpreting data after April 1st 2022 which is affected by reduced community testing data (Pillar 2). See Data sources section for detail

- In the week to 19th May, the all-age case rate in all London boroughs decreased. All boroughs now have all-age case rates below 100 cases per 100k residents and are rag rated green. The London average rate fell to 72.7 cases per 100k residents.
- The City of London's all age case rate rose by 118% to 219.4 cases per 100k residents.
- At the 19th May 2022, Barking and Dagenham has the second lowest all-age case rate in London with 44.4 cases per 100k. Redbridge has the lowest rate of 43.2 cases.
- Half of London's boroughs saw their 60+ case rate rise over the week to 19th May. Despite the rises, all but 4 boroughs have 60+ cases rates below 100 cases per 100k residents and are rag rated green. The largest increase was in the City of London, which saw its rate double to 87.7 cases.
- Barking and Dagenham's rate increased over the week from 42.8 cases per 100k residents to 53.3 cases; a 25% rise.
- Barking and Dagenham's PCR positivity rate rose from 1.7% to 2.9% over the week to rise just higher than the London average rate of 2.8%.
- The average PCR test rate in the capital is 95.5 per 100k residents. Barking and Dagenham remains below the average with a rate of 62.8, the lowest rate in the capital.
- Hospitalisations are lowest in the North East and South West boroughs of London.

Case rates, 7-day change, weekly mortality rate, weekly positivity, and 7-day moving daily average testing rates by Local Authority are for the period 13th May to 19th May.

one borough; one community; no one left behind

**Barking &
Dagenham**