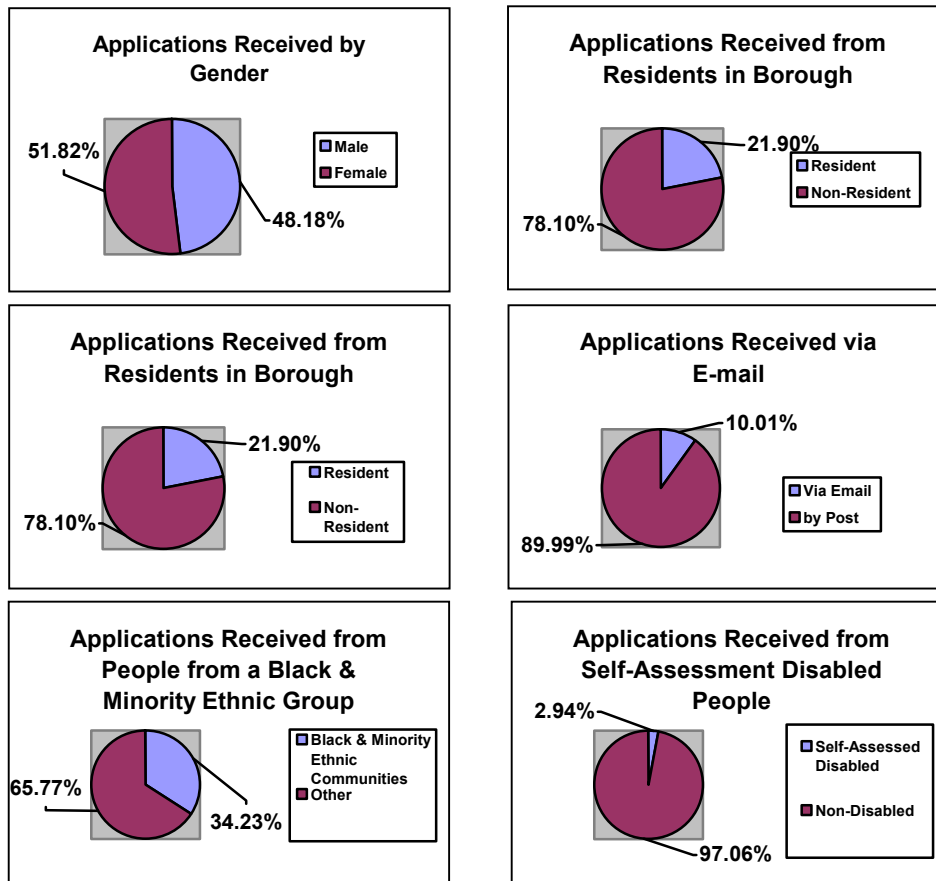


Chief Executive's Department

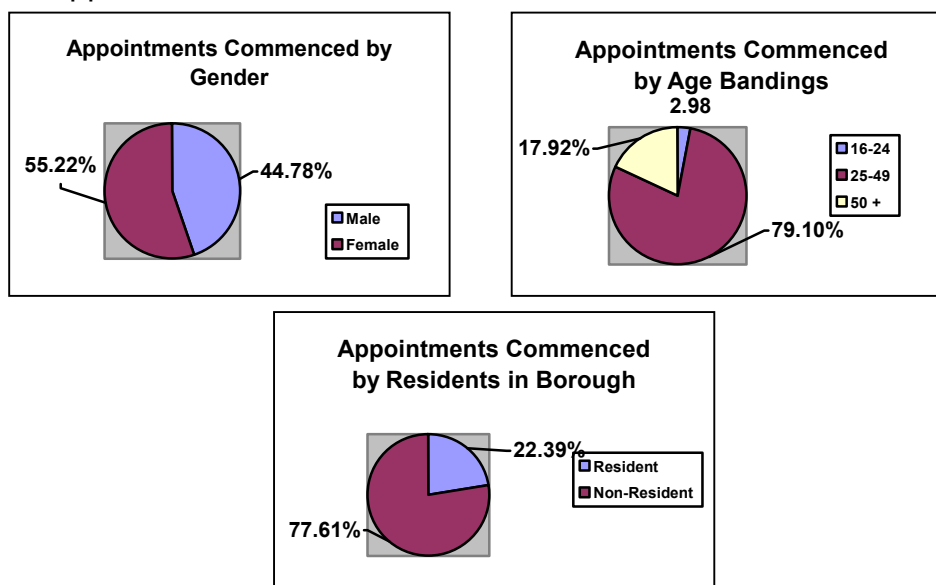
Overall - 67 appointments commenced out of 83 posts that went out to advert.

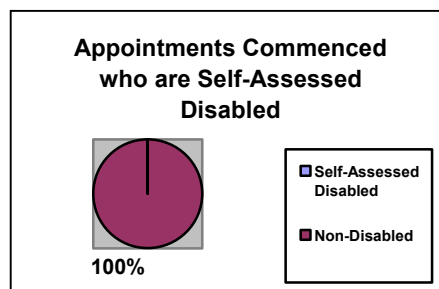
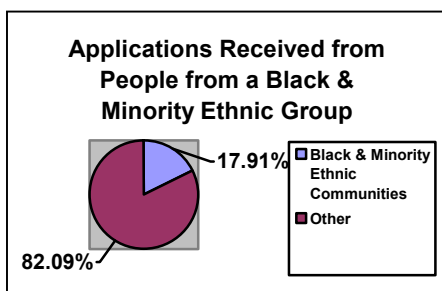
Of the 83 posts that went out to advert, 1598 application forms were received. These break down as follows:



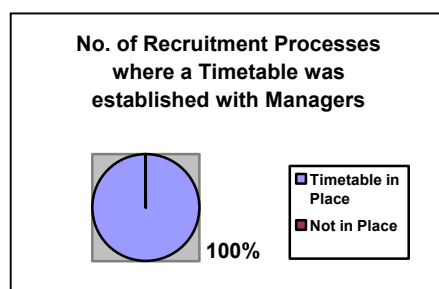
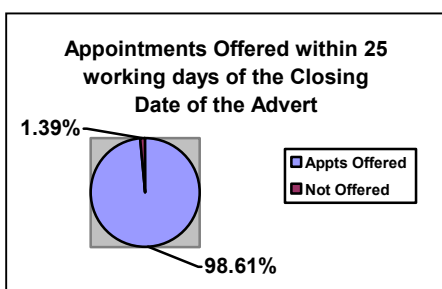
Of the 1598 application forms received, 1276 included the completed equal opportunities monitoring form (79.85%).

Of the 67 appointments commenced:





Data regarding the recruitment processes as a whole:



For posts that are PO1 and above, 30 appointments commenced out of 40 posts that went out to advert. These break down as follows:

	PO1-PO6	LPOR	LSMR	JNC
No. of posts	36	1	3	0
No. of applications received	663	1	30	-

of which:

Female	46.91%	0%	6.67%	-
Black & Minority Ethnic Groups	34.99%	0%	23.33%	-
Disabled	3.45%	0%	0%	-
Aged 16-24	10.10%	0%	0%	-
Aged 25-49	77.22%	100%	86.67%	-
Aged 50+	12.67%	0%	13.33%	-
Resident in the Borough	20.36%	0%	3.33%	-

No. of appointments commenced	26	1	3	0
--------------------------------------	----	---	---	---

of which:

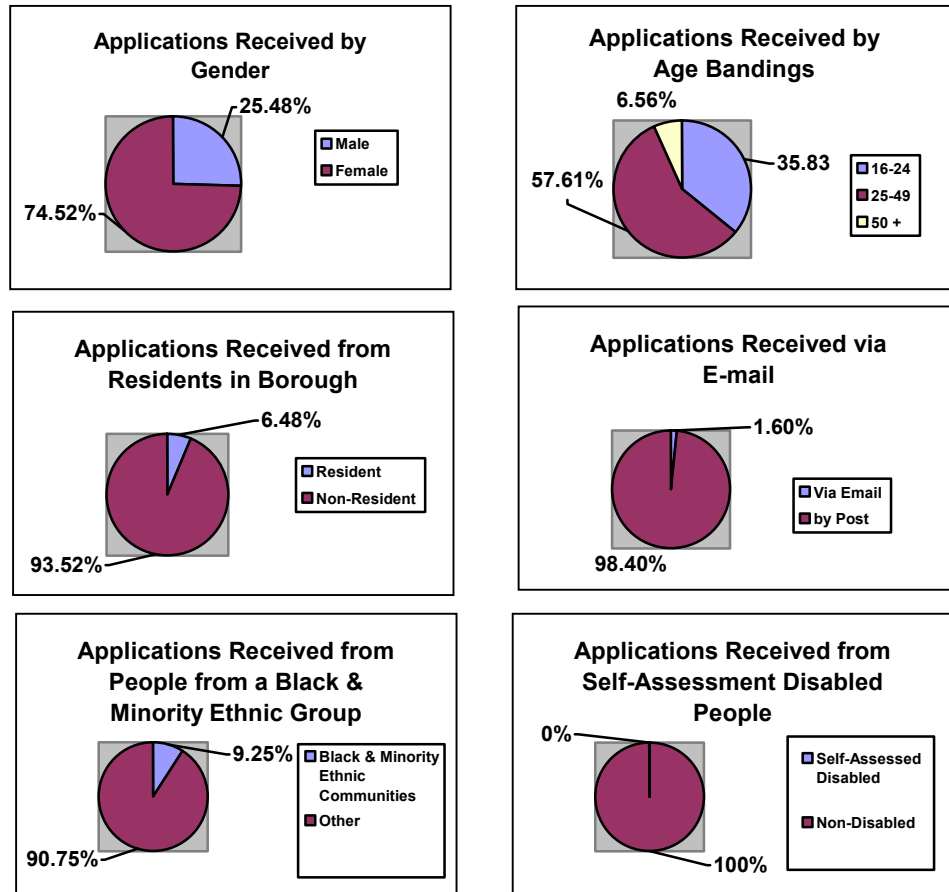
Female	30.77%	0%	0%	-
Black & Minority Ethnic Groups	15.38%	0%	0%	-
Disabled	0%	0%	0%	-
Aged 16-24	0%	0%	0%	-
Aged 25-49	80.77%	100%	100%	-
Aged 50+	19.23%	0%	0%	-
Resident in the Borough	19.23%	0%	0%	-

Education, Arts and Libraries Department

These figures exclude 1st Quarter data for the period 1/4/02 – 30/6/02.

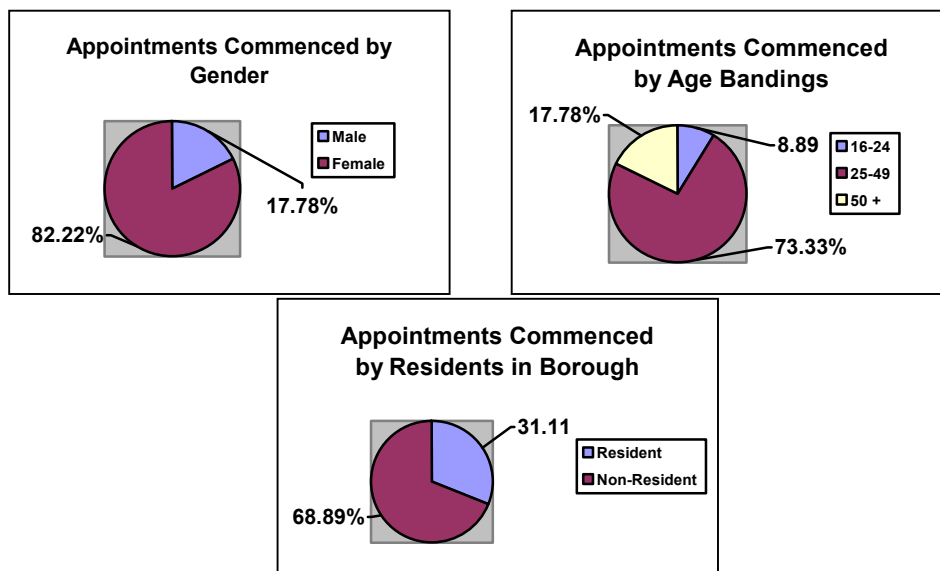
Overall - 45 appointments commenced out of 47 posts that went out to advert.

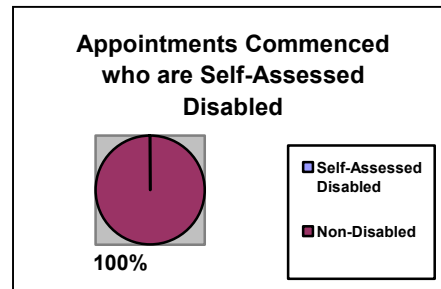
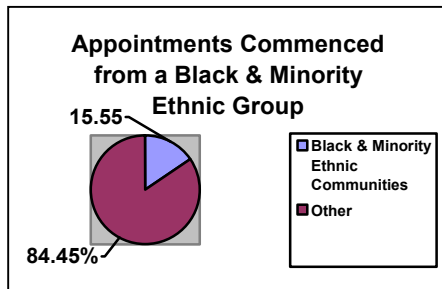
Of the 47 posts that went out to advert, 1189 application forms were received. These break down as follows:



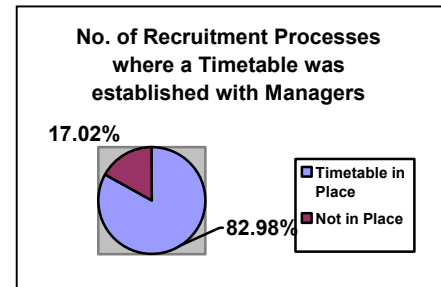
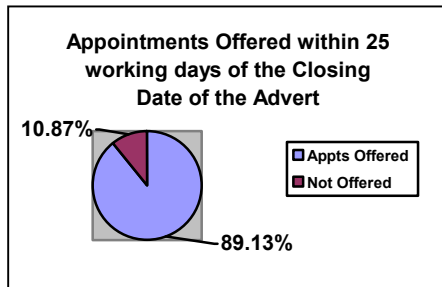
Of the 1189 application forms received, 845 included the completed equal opportunities monitoring form (71.07%).

Of the 45 appointments commenced:





Data regarding the recruitment processes as a whole:



For posts that are PO1 and above, 4 appointment commenced out of 5 post that went out to advert. This breaks down as follows:

	PO1-PO6	LPOR	LSMR	JNC
No. of posts	5	0	0	0
No. of applications received	64	-	-	-

of which:

Female	65.62%	-	-	-
Black & Minority Ethnic Groups	10.94%	-	-	-
Disabled	0%	-	-	-
Aged 16-24	6.25%	-	-	-
Aged 25-49	79.69%	-	-	-
Aged 50+	14.06%	-	-	-
Resident in the Borough	10.94%	-	-	-

No. of appointments commenced	4	0	0	0
--------------------------------------	---	---	---	---

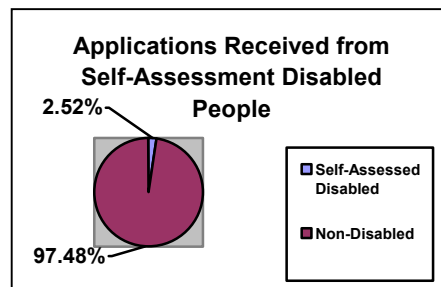
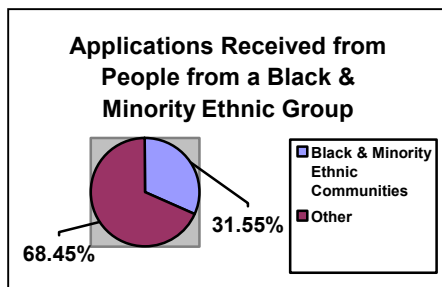
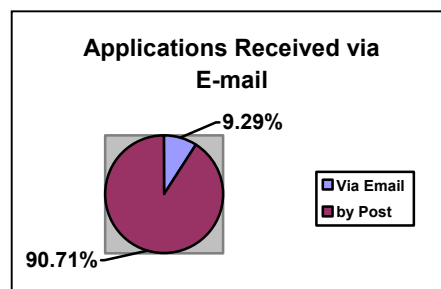
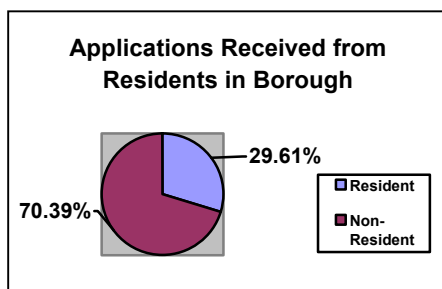
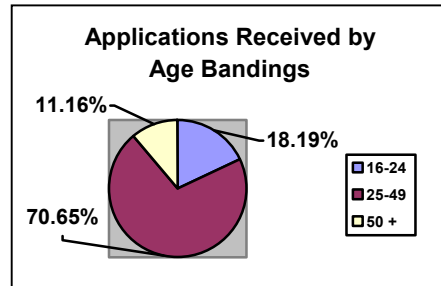
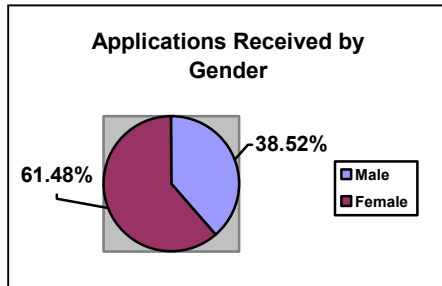
of which:

Female	100%	-	-	-
Black & Minority Ethnic Groups	0%	-	-	-
Disabled	0%	-	-	-
Aged 16-24	0%	-	-	-
Aged 25-49	100%	-	-	-
Aged 50+	0%	-	-	-
Resident in the Borough	0%	-	-	-

Housing and Health Department

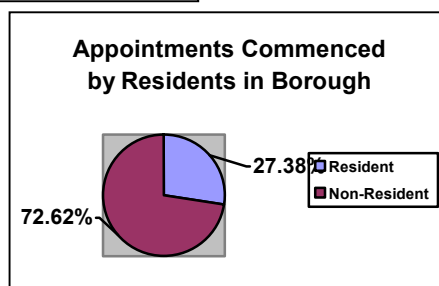
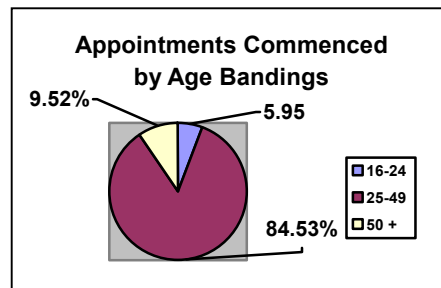
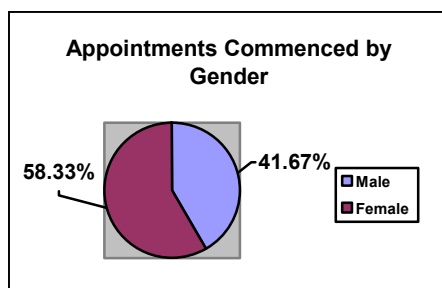
Overall - 84 appointments commenced out of 94 posts that went out to advert.

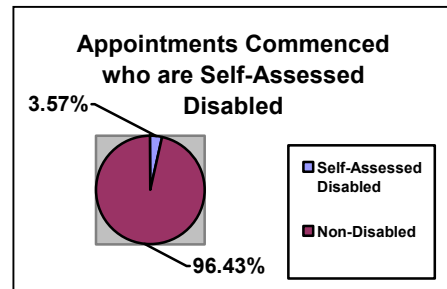
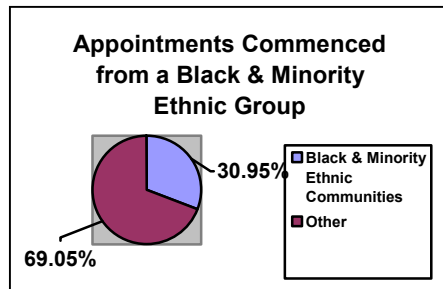
Of the 94 posts that went out to advert, 1550 application forms were received. These break down as follows:



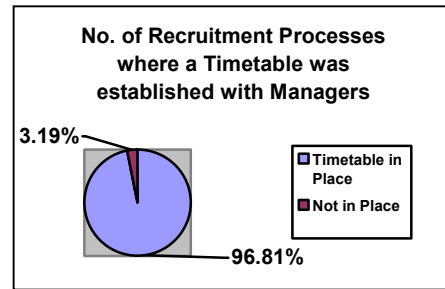
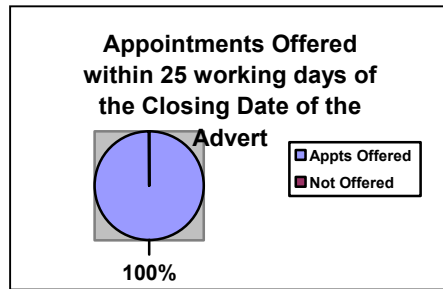
Of the 1550 application forms received, 1404 included the completed equal opportunities monitoring form (90.58%).

Of the 84 appointments commenced:





Data regarding the recruitment processes as a whole:



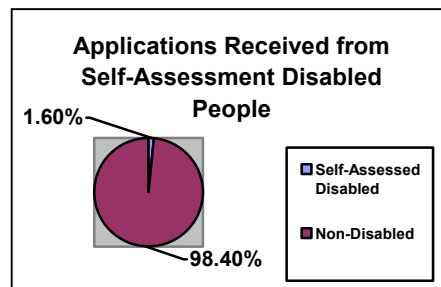
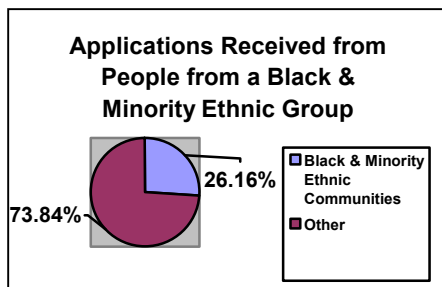
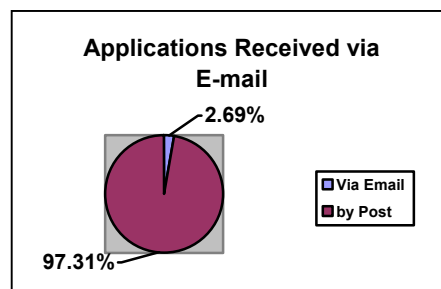
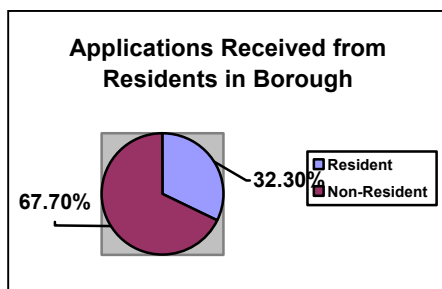
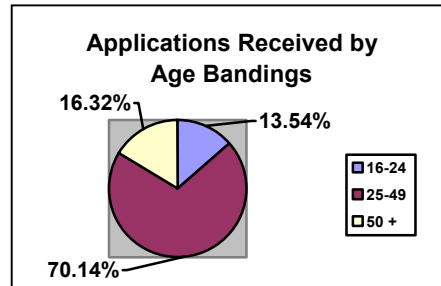
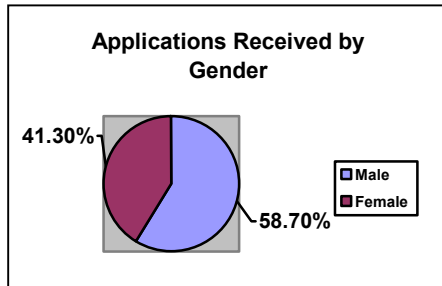
For posts that are PO1 and above, 16 appointments commenced out of 16 posts that went out to advert. These break down as follows:

	PO1-PO6	LPOR	LSMR	JNC
No. of posts	13	0	0	3
No. of applications received	156	-	-	44
of which:				
Female	39.74%	-	-	70.45%
Black & Minority Ethnic Groups	33.97%	-	-	20.45%
Disabled	1.28%	-	-	0%
Aged 16-24	7.69%	-	-	0%
Aged 25-49	69.23%	-	-	79.54%
Aged 50+	23.08%	-	-	20.46%
Resident in the Borough	8.33%	-	-	0%
No. of appointments commenced	13	0	0	3
of which:				
Female	53.85%	-	-	0%
Black & Minority Ethnic Groups	30.77%	-	-	0%
Disabled	0%	-	-	0%
Aged 16-24	0%	-	-	0%
Aged 25-49	92.31%	-	-	66.67%
Aged 50+	7.69%	-	-	33.33%
Resident in the Borough	7.69%	-	-	0%

Leisure and Environmental Services Department

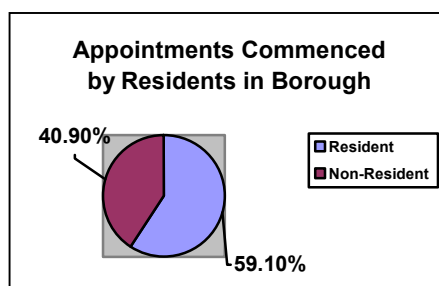
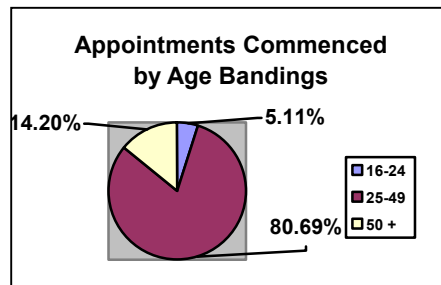
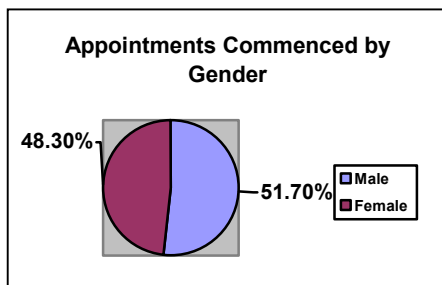
Overall – 176 appointments commenced out of 177 posts that went out to advert.

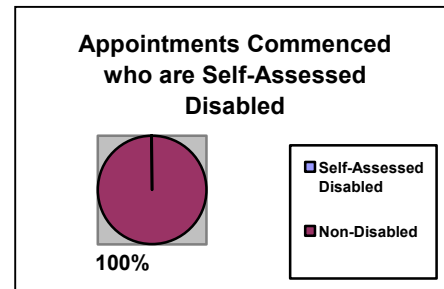
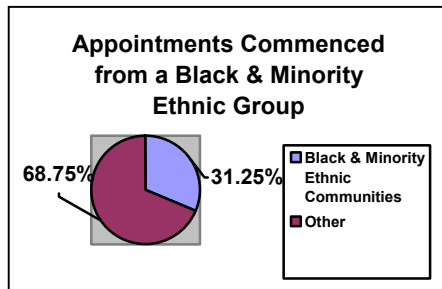
Of the 177 posts that went out to advert, 1189 application forms were received. These break down as follows:



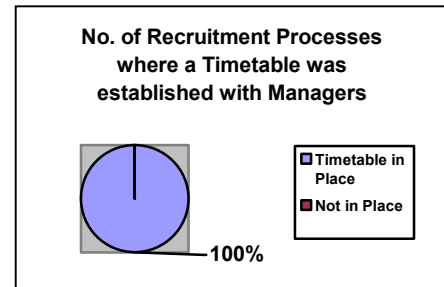
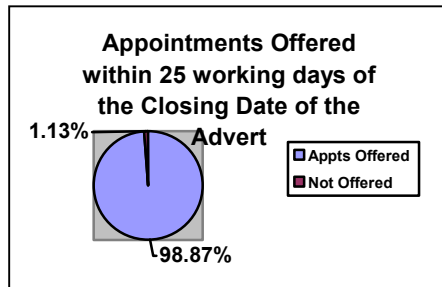
Of the 1189 application forms received, 1143 included the completed equal opportunities monitoring form (96.13%).

Of the 176 appointments commenced:





Data regarding the recruitment processes as a whole:



For posts that are PO1 and above, 15 appointments commenced out of 15 posts that went out to advert. These break down as follows:

	PO1-PO6	LPOR	LSMR	JNC
No. of posts	9	0	4	2
No. of applications received	42	-	40	49

of which:

Female	11.90%	-	5%	16.33%
Black & Minority Ethnic Groups	30.95%	-	7.5%	26.53%
Disabled	4.76%	-	0%	0%
Aged 16-24	4.76%	-	5%	0%
Aged 25-49	73.81%	-	90%	87.75%
Aged 50+	21.43%	-	5%	12.25%
Resident in the Borough	16.67%	-	10%	0%
No. of appointments commenced	9	0	4	2

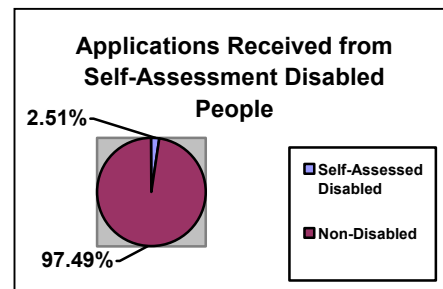
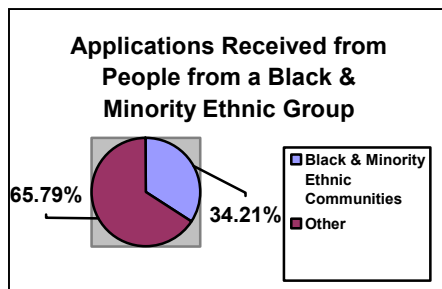
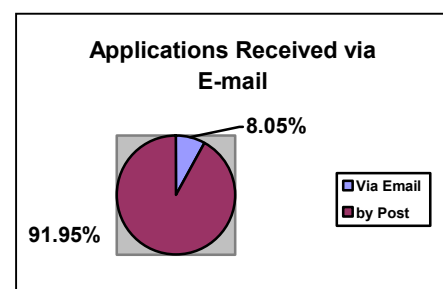
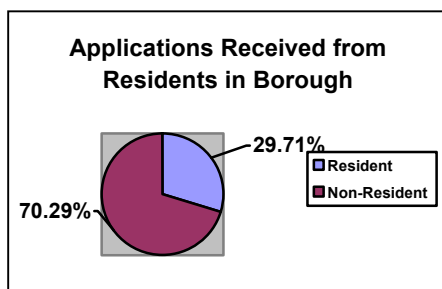
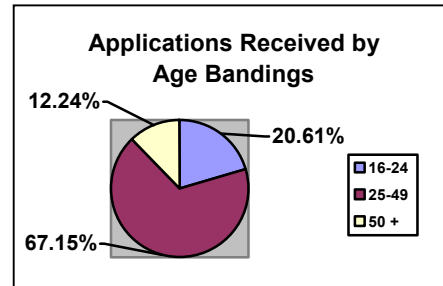
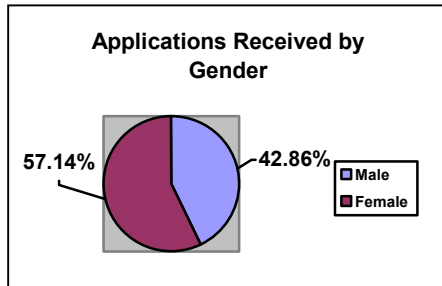
of which:

Female	0%	-	25%	0%
Black & Minority Ethnic Groups	11.11%	-	0%	0%
Disabled	0%	-	0%	0%
Aged 16-24	0%	-	0%	0%
Aged 25-49	100%	-	100%	100%
Aged 50+	0%	-	0%	0%
Resident in the Borough	11.11%	-	0%	0%

Social Services Department

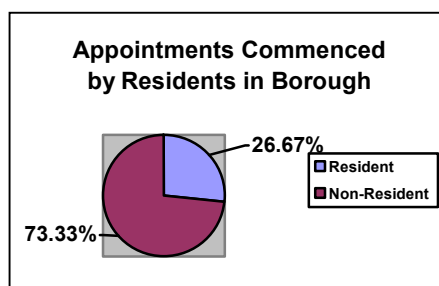
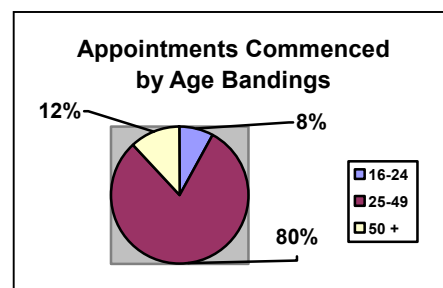
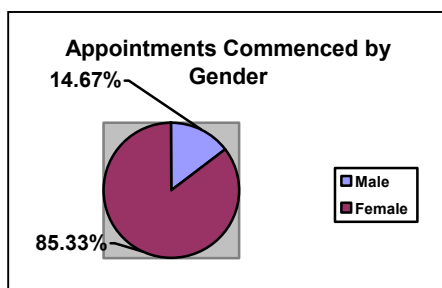
Overall – 150 appointments commenced out of 158 posts that went out to advert.

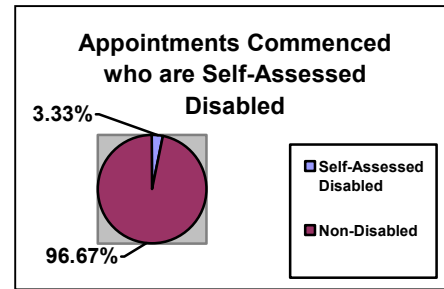
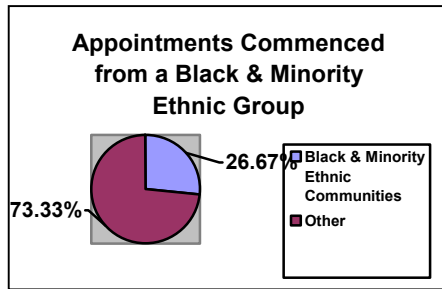
Of the 158 posts that went out to advert, 956 application forms were received. These break down as follows:



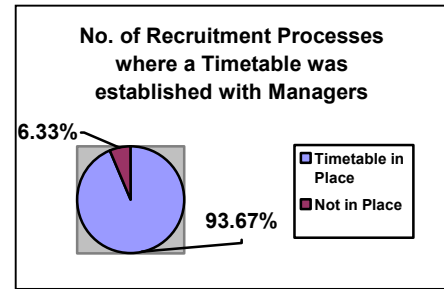
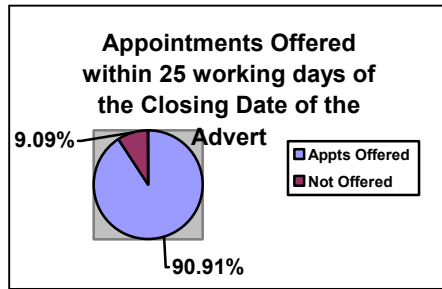
Of the 956 application forms received, 867 included the completed equal opportunities monitoring form (90.69%).

Of the 150 appointments commenced:





Data regarding the recruitment processes as a whole:



For posts that are PO1 and above, 26 appointments commenced out of 28 posts that went out to advert. These break down as follows:

	PO1-PO6	LPOR	LSMR	JNC
No. of posts	26	0	2	0
No. of applications received	88	-	20	-
of which:				
Female	65.91%	-	55%	-
Black & Minority Ethnic Groups	35.23%	-	20%	-
Disabled	1.14%	-	5%	-
Aged 16-24	15.91%	-	0%	-
Aged 25-49	79.54%	-	85%	-
Aged 50+	4.54%	-	15%	-
Resident in the Borough	14.77%	-	0%	-
No. of appointments commenced	25	0	1	0
of which:				
Female	76%	-	0%	-
Black & Minority Ethnic Groups	16%	-	0%	-
Disabled	0%	-	0%	-
Aged 16-24	8%	-	0%	-
Aged 25-49	88%	-	100%	-
Aged 50+	4%	-	0%	-
Resident in the Borough	20%	-	0%	-

In the Qualified Social Worker range 15 appointments commenced out of 16 posts that went out to advert. These break down as follows:

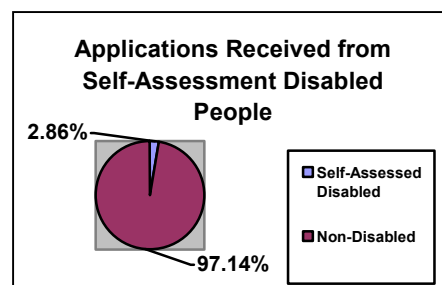
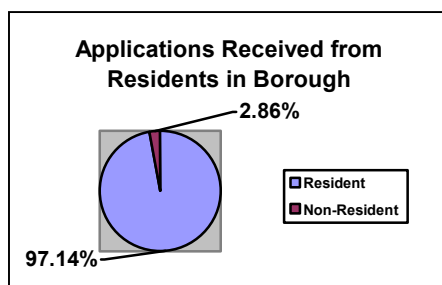
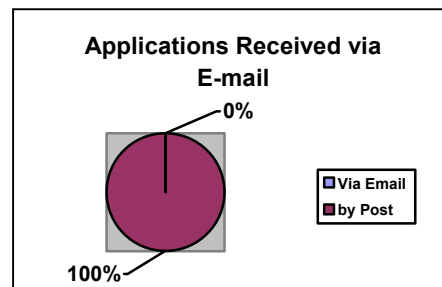
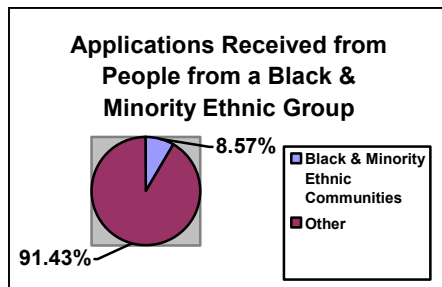
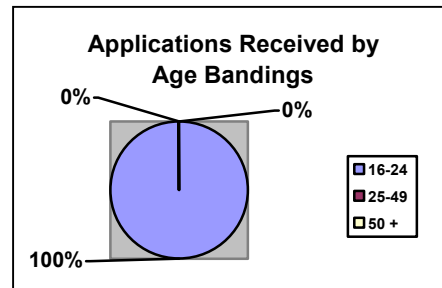
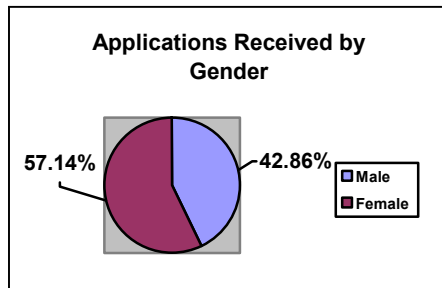
No. of applications received	42
of which:	
Female	82.35%
Black & Minority Ethnic Groups	44.12%
Disabled	0%
Aged 16-24	14.70%
Aged 25-49	67.65%
Aged 50+	17.65%
Resident in the Borough	17.65%

No. of appointments commenced	22
of which:	
Female	93.33%
Black & Minority Ethnic Groups	26.67%
Disabled	0%
Aged 16-24	0%
Aged 25-49	80%
Aged 50+	20%
Resident in the Borough	20%

Career Trainees

4 appointments commenced out of 4 posts that went out to advert.

Of the 4 posts that went out to advert, 35 application forms were received. These break down as follows:



Of the 35 application forms received, 35 included the completed equal opportunities monitoring form (100%).

Of the 4 appointments commenced:

